

# POWERHOUSE™ HTD®

## TIMING PULLEYS

5 mm Pitch


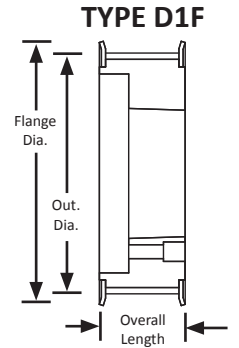
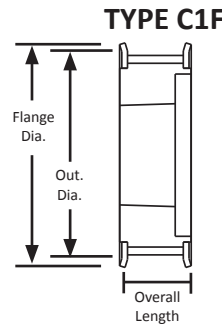
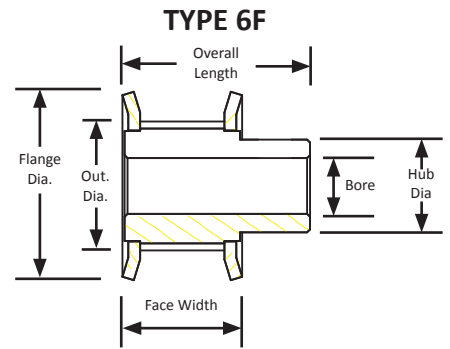
For 15 mm Wide Belts

Steel/Iron

Black Oxide Plating



Part Number	No. of Teeth	Type	Pitch Dia. (in)	Out. Dia. (in)	Flange Dia. (in)	Bore / Bushing	Face Width (in)	Overall Length (in)	Hub Dia. (in)
32-5M15-6FS6	32	6F	2.005	1.960	2.125	0.500"	0.840	1.340	0.425
34-5M15-6FS6	34	6F	2.130	2.085	2.375	0.500"	0.840	1.340	0.450
36-5M15-6FS6	36	6F	2.256	2.211	2.375	0.500"	0.840	1.340	0.480
QD38-5M-15	38	E1F	2.381	2.336	2.625	JA	0.840	0.840	0.312
QD40-5M-15	40	E1F	2.506	2.461	2.750	JA	0.840	0.840	0.635
QD44-5M-15	44	E1F	2.757	2.712	3.094	JA	0.840	0.840	0.364
QD48-5M-15	48	C1F	3.008	2.963	3.330	JA	0.840	0.840	0.685
QD52-5M-15	52	C1F	3.258	3.213	3.566	JA	0.840	0.840	0.390
QD56-5M-15	56	D1F	3.509	3.464	3.800	SH	0.840	0.840	0.710
QD60-5M-15	60	D1F	3.760	3.715	4.044	SH	0.840	0.840	0.390
QD64-5M-15	64	D1F	4.010	3.965	4.170	SH	0.840	0.840	0.740
QD68-5M-15	68	C1F	4.261	4.216	4.520	SDS	0.840	0.840	0.442
QD72-5M-15	72	C1F	4.511	4.466	4.670	SDS	0.840	0.840	0.494
QD80-5M-15	80	C1F	5.013	4.968	-	SDS	0.840	0.840	0.546
QD90-5M-15	90	C1F	5.639	5.594	-	SDS	0.840	0.840	0.598
QD112-5M-15	112	C1F	7.018	6.973	-	SDS	0.840	0.840	0.676



For 5 mm POWERHOUSE™ HTD® pitch pulley stock and flanges, see page 298.



For matching 5 mm POWERHOUSE™ HTD® pitch belts, see page 262.

